

COORDINATING MOLDINGS

for

Cascade Canyon

WATERPROOF FLOORING

Technical Information

Slim Trim

LVT Transition/Reducer with track
3-in-1: Reducer, T-Molding, & End Cap



VersaEdge Extra Tall

Stair Nose – 1.5" Height



Moisture Proof Quarter Round



Versatrack

For Flooring 1/4-3/8" (6-9.5 mm)
Optional Use with Reducer, T-Molding, & End Cap



Versatrack Shim Used with Versatrack
For Flooring 3/8-1/2" (9.5-12.7 mm)
Optional Use with Reducer, T-Molding, & End Cap



Slim Cap End Cap



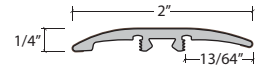
All Moldings are 94" Long

SlimTrim

Functions as a Reducer, T-Molding, and End Cap.

Surface Material: High Wear Resistant Aluminum Oxide Laminate

Core Material: PVC

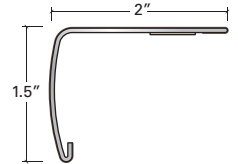


VersaEdge Extra Tall

The VersaEdge Stair Nose combines style and function to enhance the beauty of a staircase or step. For use on flooring with an overall thickness of up to 0.75" (19 mm).

Surface Material: High Wear Resistant Aluminum Oxide Laminate

Core Material: Aluminum



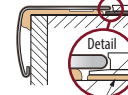
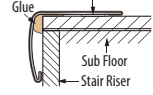
VERSAEDGE APPLICATIONS

"Lock-Down" Install (e.g. Stair Treads)

Laminate/Vinyl/Hardwood/
Engineered Wood

Vinyl/LVT
Alternative
Flush

Adhesive Tape
(Remove Backing to Apply)



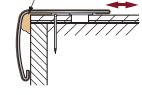
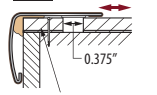
Flooring Planks Must Be Glued!

"Floating" Install

Laminate/
Engineered Wood

Vinyl/LVT

Adhesive Tape
DO NOT REMOVE BACKING!



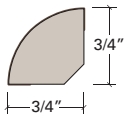
1" Piece of Flooring Nailed & Glued Down

Quarter Round (Standard or Moisture Proof)

Quarter Rounds are used to conceal the required expansion space between the wall and the laminate flooring. Comes as standard MDF or moisture proof.

Surface Material: Decorative Paper

Core Material: Quarter Round: Standard MDF. Moisture Proof Quarter Round: Exterior Grade Composite Wood Product



Slim Cap

Moisture Proof

Surface Material: High Wear Resistant Aluminum Oxide Laminate

Core Material: PVC

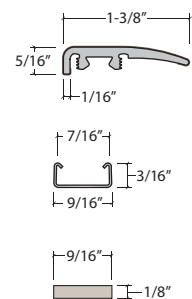
SlimTrack

Included with Slim Cap

Material: Cold Roll Steel.

Versatrack Shim

Included with Slim Cap



FOR MORE DETAILED INSTALLATION
INFORMATION, TIPS, AND ADVICE GO TO:
INSTALLATIONADVICE.COM