

COORDINATING MOLDINGS

for



FOR MORE DETAILED INSTALLATION INFORMATION, TIPS, AND ADVICE GO TO: INSTALLATIONADVICE.COM

Slim Trim

For Flooring Up to 3/4" (19 mm)
3-in-1: Reducer, T-Molding, & End Cap



Moisture Resistant Quarter Round



Moisture Proof T-Molding



Moisture Proof Reducer



Versatrack Shim

Used with Versatrack
For Flooring 3/8-1/2" (9.5-12.7 mm)
Optional Use with Reducer, T-Molding, & End Cap



VersaEdge Extra Tall

Stair Nose - 1.5" Height



Moisture Proof End Cap



Versatrack

For Flooring 1/4-3/8" (6-9.5 mm)
Optional Use with Reducer, T-Molding, & End Cap



Slim Cap End Cap



All Moldings are 94" Long

Technical Information

Slim Cap

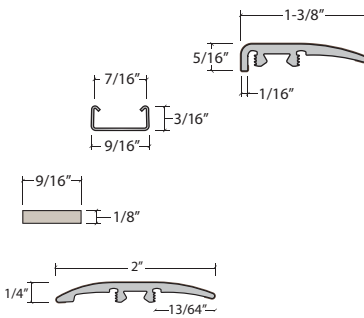
Moisture Proof
Surface Material: High Wear Resistant Aluminum Oxide Laminate
Core Material: PVC

SlimTrack
Included with Slim Cap
Material: Cold Roll Steel.

Versatrack Shim
Included with Slim Cap

SlimTrim

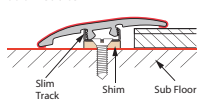
Functions as a Reducer, T-Molding, and End Cap.
Surface Material: High Wear Resistant Aluminum Oxide Laminate
Core Material: PVC



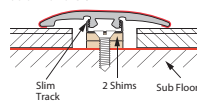
WPC FLOORS

For 6.35 - 9.5 mm WPC/LVT Floors

SlimTrim-P29 as a Reducer



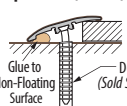
SlimTrim-P54 as a Transition



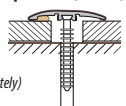
OPTIONAL DOWEL INSTALLATION

NOTE: Dowel installation cannot be used on radiant heat floors.

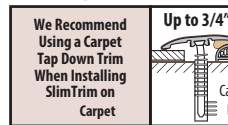
1 Reducer: Up to 3/4" (19mm)



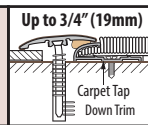
2 Transition: Up to 3/4" (19mm)



3 End Cap: (Hard Surface to Carpet)



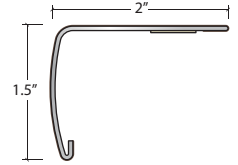
We Recommend Using a Carpet Tap Down Trim When Installing SlimTrim on Carpet



VersaEdge Extra Tall

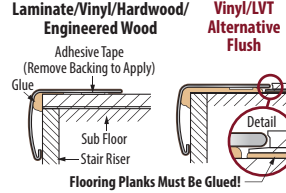
The VersaEdge Stair Nose combines style and function to enhance the beauty of a staircase or step. For use on flooring with an overall thickness of up to 0.75" (19 mm).

Surface Material: High Wear Resistant Aluminum Oxide Laminate
Core Material: Aluminum

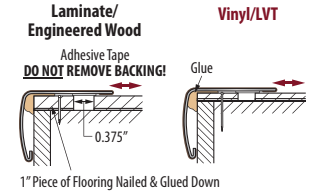


VERSAEDGE APPLICATIONS

"Lock-Down" Install (e.g. Stair Treads)



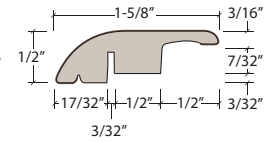
"Floating" Install



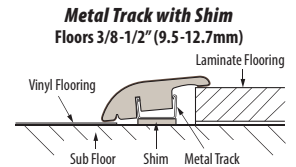
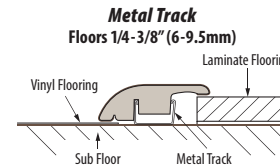
Moisture Proof Reducer

Reducers are used to transition from laminate flooring to floors of different height with a minimum height difference of 1/4".

Surface Material: High Wear Resistant Aluminum Oxide Laminate
Core Material: Exterior Grade Composite Wood Product



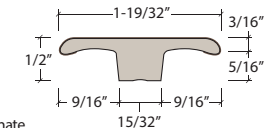
REDUCER APPLICATIONS



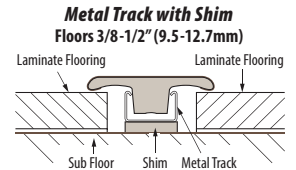
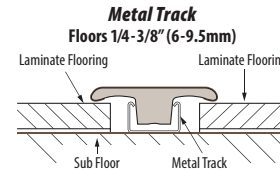
Moisture Proof T-Molding

T-Moldings are commonly used in doorways to join two laminate floors in adjoining rooms. Also recommended when making a transition from laminate floor to another floor that is approximately the same height.

Surface Material: High Wear Resistant Aluminum Oxide Laminate
Core Material: Exterior Grade Composite Wood Product



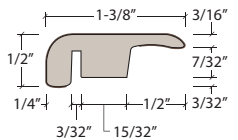
T-MOLDING APPLICATIONS



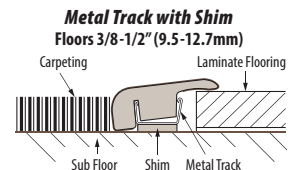
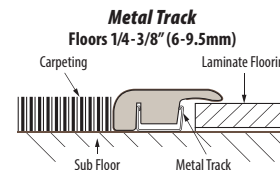
Moisture Proof End Cap

End Caps are used to transition from laminate to carpet, masonry (fireplaces), sliding doors and other exterior door jambs.

Surface Material: High Wear Resistant Aluminum Oxide Laminate
Core Material: Exterior Grade Composite Wood Product



END CAP APPLICATIONS



Quarter Round (Standard or Moisture Proof)

Quarter Rounds are used to conceal the required expansion space between the wall and the laminate flooring. Comes as standard MDF or moisture proof.

Surface Material: Decorative Paper

Core Material: Quarter Round: Standard MDF. Moisture Proof Quarter Round: Exterior Grade Composite Wood Product

