

COORDINATING MOLDINGS

for



FOR MORE DETAILED INSTALLATION INFORMATION, TIPS, AND ADVICE GO TO: INSTALLATIONADVICE.COM

Slim Trim

For Flooring Up to 3/4" (19 mm)
3-in-1: Reducer, T-Molding, & End Cap



Moisture Resistant Quarter Round



Moisture Resistant T-Molding



Moisture Resistant Reducer



Versatrack Shim

Used with Versatrack
For Flooring 3/8-1/2" (9.5-12.7 mm)
Optional Use with Reducer, T-Molding, & End Cap



VersaEdge Extra Tall

Stair Nose - 1.5" Height



Moisture Resistant End Cap



Versatrack

For Flooring 1/4-3/8" (6-9.5 mm)
Optional Use with Reducer, T-Molding, & End Cap



Slim Cap End Cap



All Moldings are 94" Long

Technical Information

Slim Cap

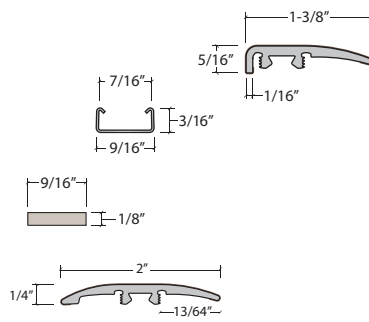
Moisture Resistant
Surface Material: High Wear Resistant Aluminum Oxide Laminate
Core Material: PVC

SlimTrack
Included with Slim Cap
Material: Cold Roll Steel.

Versatrack Shim
Included with Slim Cap

SlimTrim

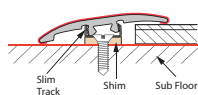
Functions as a Reducer, T-Molding, and End Cap.
Surface Material: High Wear Resistant Aluminum Oxide Laminate
Core Material: PVC



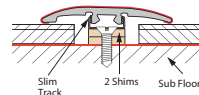
WPC FLOORS

For 6.35 - 9.5 mm WPC/LVT Floors

SlimTrim-P29
as a Reducer



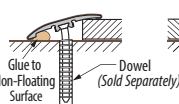
SlimTrim-P54
as a Transition



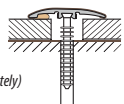
OPTIONAL DOWEL INSTALLATION

NOTE: Dowel installation cannot be used on radiant heat floors.

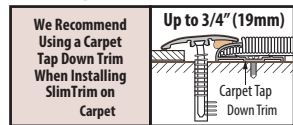
1 Reducer:
Up to 3/4" (19mm)



2 Transition:
Up to 3/4" (19mm)



3 End Cap: (Hard Surface to Carpet)

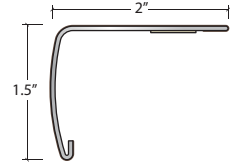


VersaEdge Extra Tall

The VersaEdge Stair Nose combines style and function to enhance the beauty of a staircase or step. For use on flooring with an overall thickness of up to 0.75" (19 mm).

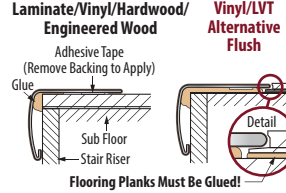
Surface Material: High Wear Resistant Aluminum Oxide Laminate

Core Material: Aluminum

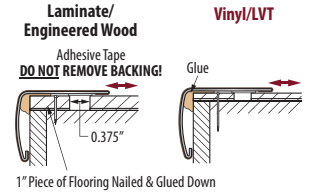


VERSAEDGE APPLICATIONS

"Lock-Down" Install (e.g. Stair Treads)



"Floating" Install

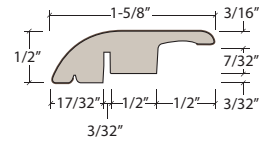


Moisture Resistant Reducer

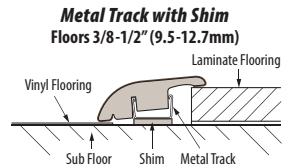
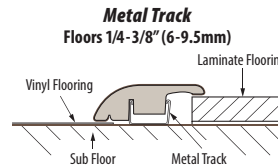
Reducers are used to transition from laminate flooring to floors of different height with a minimum height difference of 1/4".

Surface Material: High Wear Resistant Aluminum Oxide Laminate

Core Material: Exterior Grade Composite Wood Product



REDUCER APPLICATIONS

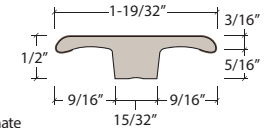


Moisture Resistant T-Molding

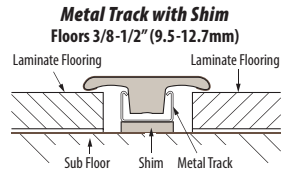
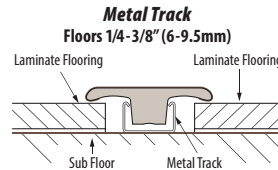
T-Moldings are commonly used in doorways to join two laminate floors in adjoining rooms. Also recommended when making a transition from laminate floor to another floor that is approximately the same height.

Surface Material: High Wear Resistant Aluminum Oxide Laminate

Core Material: Exterior Grade Composite Wood Product



T-MOLDING APPLICATIONS

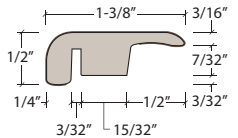


Moisture Resistant End Cap

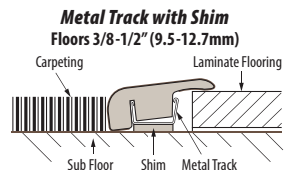
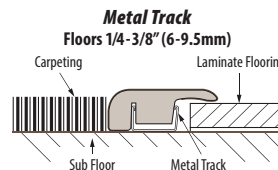
End Caps are used to transition from laminate to carpet, masonry (fireplaces), sliding doors and other exterior door jambs.

Surface Material: High Wear Resistant Aluminum Oxide Laminate

Core Material: Exterior Grade Composite Wood Product



END CAP APPLICATIONS



Quarter Round (Standard or Moisture Resistant)

Quarter Rounds are used to conceal the required expansion space between the wall and the laminate flooring. Comes as standard MDF or moisture proof.

Surface Material: Decorative Paper

Core Material: Quarter Round: Standard MDF. Moisture Proof Quarter Round: Exterior Grade Composite Wood Product

